

# BERKSHIRE

25<sup>TH</sup> ANNIVERSARY

2023 CATALOG





A NAME SYNONYMOUS WITH WORTH, POWER AND CLASS



## BACKED BY AN INDUSTRY LEADER

Founded in 1996, Forest River, Inc., has grown to become one of the largest recreational vehicle manufacturers in the world. Forest River, Inc. is also one of the largest employers in the recreational vehicle industry with approximately 15,000 employees and more than 90 manufacturing facilities throughout the country.

As a division of Forest River, Inc., a wholly owned subsidiary of Berkshire Hathaway, Forest River Marine offers the kind of financial stability to its customers that no other recreational products company can provide. Forest River Marine will remain committed to continual product improvement as a means to provide its owners with a lifetime of enjoyment, and a product that holds its value.



# SIDESTEP DECK ROT

## 2X STRONGER AND 40% LIGHTER

THAN INDUSTRY STANDARD MARINE GRADE PLYWOOD

### WEATHER & FADE RESISTANT FLOORING

We use only the finest selection of flooring materials that are sure to last.

### INTEGRATED DECK TRIM & RUB RAIL

No glue, no worries. Trim won't detach due to failing adhesives.

### CONTINUOUS RISER BRACKET

We weld our risers directly to the tubes for the strongest and most rigid chassis structure available.

### PRESSURISED TUBES

Air pressure increases the rigidity and durability of pontoons. Our design features a standard Shrader valve for easy air-up.

### 52 INCH NOSE CONE

You'll notice an instant increase in rideability and the ability to get on plane faster.

### STRONGER BONDED BOLT THROUGH METHOD

Screwed, glued, & bolted. Our bolt attachment technique will last years longer than traditional methods.

### REINFORCED SPLASH FINS

Keep splashback off your boat.

### Z42 COMPOSITE DECK

Our Z42 composite deck is the best in the business. Consisting of 1 piece with no seams, this deck is superior to all competitors. Our construction eliminates moisture absorption, mold growth, and deck rot that is found in traditional plywood systems. This decking will prolong the life of your boat to it's fullest.

### REINFORCED CONTINUOUS BOW

Constructed of C-channel and box channel tubing, resulting in the strongest bow on the market.

## LIFETIME STRUCTURAL WARRANTY

ALL ALUMINUM AND WELDS BELOW DECK

7 YEAR FLOORING OR VINYL UP

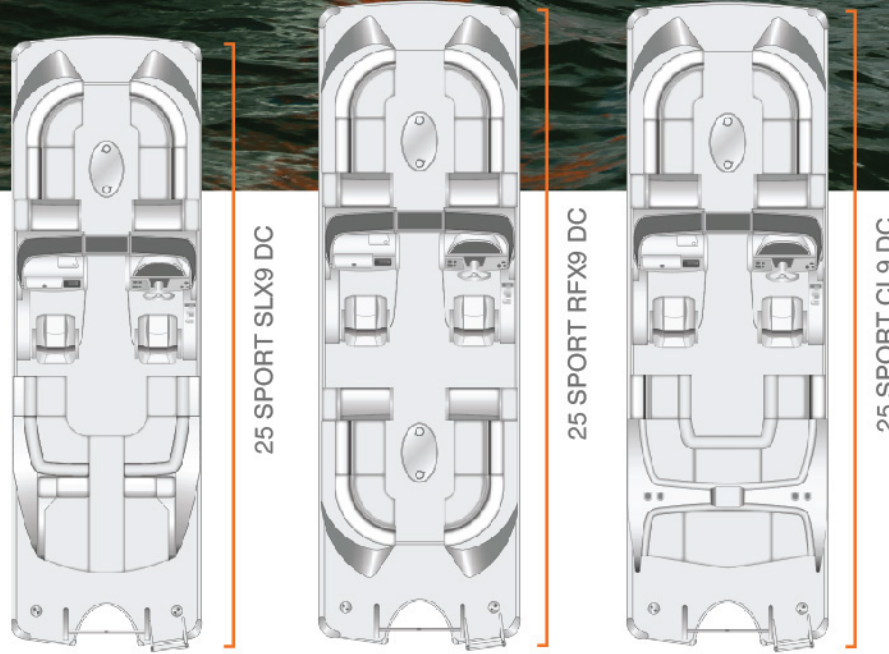
ORIGINAL OWNER





TOP TIER TECH

For those who want it all, check out the Berkshire Sport Series. Find nothing but meticulous attention to detail with top-level standards and, of course, optional equipment designed to give you the best experience. Package with base colors, or add one of the incredibly cool touch vinyl options. You want it? You got it!



SPORT SERIES STANDARD FEATURES

"Pad" Running Surface	Full Aluminum Underdeck Performance Skin	Silver Matte Table
(4) 165 Watt Lighted Speakers and (2) Exterior Stern Lighted Speakers	Full Center Tube w/ Integrated Transom	Sport Ski Tow Bar
12.3" Murphy Digital Color Touch Screen w/ GPS, Depth Sounder, Fuel Level	Helm Courtesy Light	Stainless Steel Cup Holders
3.0 + Performance Package	Integrated Radio	Stainless Steel Pop-Up Cleats
Performance Deck w/ Bow Reinforcement Bumper	Italian Sport Wheel	Stern Remote Radio Control
31" High Back Helm Chairs w/ Headrest and Hydraulic Height Adjusted Pedestal	Lifting Strakes (4)	Surlast 10' Coal Bimini Top w/ Stainless Steel Frame
47 Gallon EPA Approved Fuel Tank in Motor Pod w/ Fuel / Water Separator	Motor Installation 3.0+	Surlast Coal Playpen Cover (Factory Installed)
Double Arm Hinges for Easy Access to Seat Storage	SS Rubrail Insert	Tilt Out Trash Receptacle
Dual Battery Switch & Charger	Raised Logos	Upgraded Audio System
Electric Powered Sport Arch	Reinforced Splash Fins	Voltmeter, Trim, Oil Pressure, Tachometer/Hourmeter, Speedometer
Extended Stern Platform w/ Transom Washdown & Stainless Ladder	Seastar Hydraulic w/ Tilt Steering	







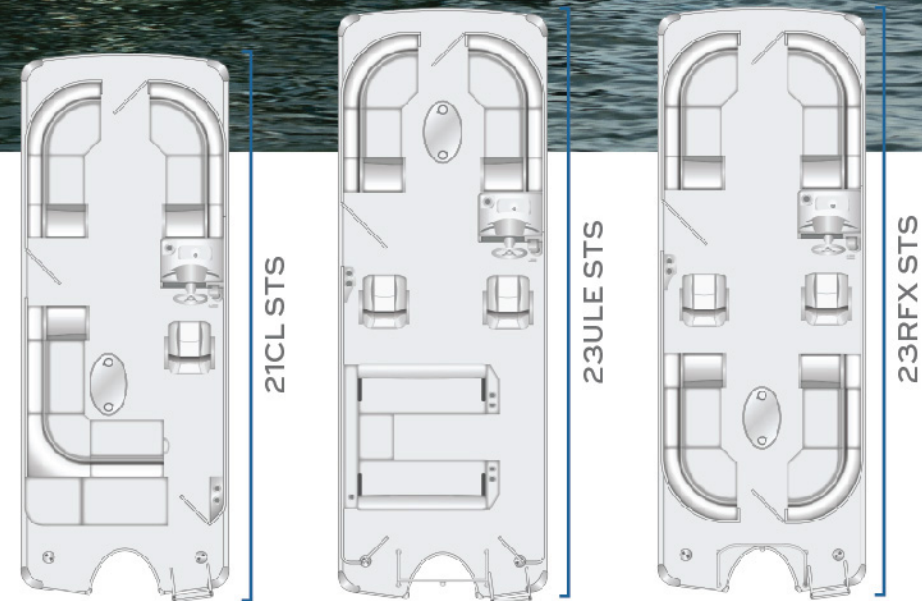
## BEST OF THE BEST

Forget what you know about your “standard” pontoon, because this is no ordinary pontoon. We continue to set the standard high here, always adding that extra touch of class you have been dreaming of. The luxurious interior is fully yours to relax and enjoy. Our goal here? To be the industry leader in everything that is quality and luxurious.

SEE ALL 17 STS SERIES OPTIONS ONLINE  
WE HAVE THE PERFECT LAYOUT FOR YOU



**WWW.BERKSHIREPONTON.COM**  
BUILD YOUR OWN CUSTOM BOAT OR GET A QUOTE



### STS SERIES STANDARD FEATURES

- |   |  |
|---|--|
| (4) 165 Watt Lighted Speakers w/ Protective Inside Covers               | LED Docking Lights   |
| 27 Gallon EPA Approved Fuel Tank in Motor Pod w/ Fuel / Water Separator | Oval Shaped Silver Matte Table   |
| 3/4" One Piece V-Lite Performance Deck w/ Bow Reinforcement Bumper      | Radius Deck w/ Integrated Deck Trim, Rub Rail and Aluminum Corner Pads |
| Aluminum Framed Mid Back Reclining Helm Chair w/ Arms & Headrest        | Raised Logos   |
| Black Soft Grip Steering Wheel w/ Tilt Cable Steering                   | Reinforced Splash Fins   |
| Deutsch Waterproof Electrical Trunk Wiring Harness                      | Stainless Steel Cleats, Rail Braces and Cup Holders                    |
| Electric Bimini   | Stainless Steel Ski Tow Bar & Port Side Cup Holder (RFX Models)        |
| Extended Stern Swim Platform w/ Stainless Steel Telescoping Ladder      | Standard Analog Gauges: Trim, Tachometer & Speedometer                 |
| Exterior "D" Rail Design on Full Rail Panels                            | Surlast 10' Black Electric Bimini Top                                  |
| Fire Extinguisher Housing - Starboard Aft                               | Surlast Coal Playpen Cover (Factory Installed)                         |
| Helm Seat Slider Pedestal   | Wet Sounds Audio   |




CHAISE STORAGE



DUAL TILT OUT TRASH



WET SOUNDS SPEAKER



WET SOUNDS REMOTE



MOVEABLE BOW CHAIR





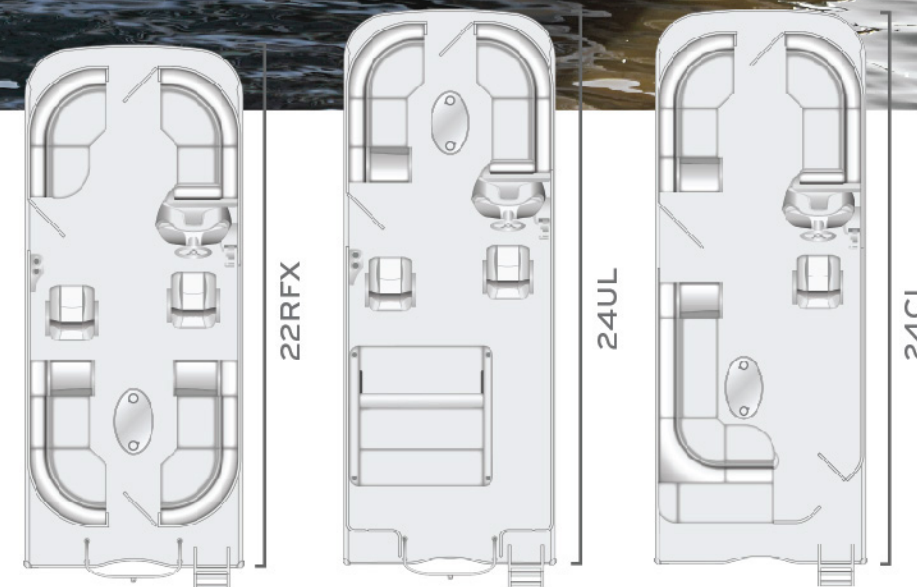
## ENDLESS OPPORTUNITIES

Looking for the ability to cruise, fish, or entertain your friends? End your search now because this series has it all. Flexible floor plans? Check. Unique designs? Check. This feature-rich and value-minded pontoon gives you everything you need - no matter the occasion. Whatever boat you build, know your friends and family will stay entertained. All day.

SEE ALL 14 CTS SERIES OPTIONS ONLINE  
WE HAVE THE PERFECT LAYOUT FOR YOU



[WWW.BERKSHIREPONTON.COM](http://WWW.BERKSHIREPONTON.COM)  
BUILD YOUR OWN CUSTOM BOAT OR GET A QUOTE



### CTS SERIES STANDARD FEATURES

- |  |  |
|--|--|
| (2) Steel Framed Mid Back Stern Chairs (RFC2 Model)                      | Radius Deck w/ Integrated Deck Trim and Vinyl Rub Rail                 |
| (4) Speakers w/ Protective Inside Covers                                 | Raised Logos   |
| 27 Gallon, Direct Fill, Fuel Tank in Motor Pod w/ Fuel / Water Separator | Reinforced Splash Fins   |
| 3/4" One Piece V-Lite Performance Deck                                   | Stainless Steel Cleats   |
| Bimini Top Trailering Brackets   | Stainless Steel Cup Holders  |
| Bow Reinforcement Bumper & Continuous Extruded Aluminum Riser Brackets   | Stainless Steel Ski Tow Bar (RFX, E, SB2, UL Models)                   |
| Deutsch Waterproof Electrical Wiring Harness                             | Steel Framed/Coated Mid Back Helm Chair w/ Arms & Seat Slider Pedestal |
| Stern Platform w/ SS Telescoping Ladder                                  | Stern Stainless Steel Corners  |
| Fishing Center w/ Livewell, Tackle Trays & Rod Holders (A & RFC Models)  | Surlast 10' Color Matched Bimini Top w/ Quick Release                  |
| Oval Shaped Silver Matte Table   | Surlast Color Matched Playpen Cover (Factory Installed)                |
| Port Side Cup Holder (RFX Models)  | Tachometer, Voltmeter, Fuel Gauge, Trim Gauge, 12 Volt Receptacle      |
| Port Stern Gate (A & RFC Models)   | Transducer Bracket on Port Tube  |
| Quick Release Nylon Bimini Brackets                                      | Vinyl Wrapped Furniture Bases  |



WET SOUNDS CONTROLLER



WET SOUNDS SPEAKER



WIRELESS PHONE CHARGER



HELM CUPHOLDER



HELM STORAGE





LE SERIES STANDARD FEATURES

- (4) Speakers w/ Protective Inside Covers

27 Gallon, Direct Fill, Fuel Tank in Motor Pod w/ Fuel / Water Separator

3/4" One Piece V-Lite Performance Deck

Bimini Top Trailing Brackets

Bow Reinforcement Bumper & Continuous Extruded Aluminum Riser Brackets

Clarion Radio

Deutsch Waterproof Electrical Wiring Harness

Exterior "D" Rail Design

Fishing Center w/ Livewell, Tackle Trays & Rod Holders (RFC Models)

LED Navigation Lights

Port Side Cup Holder (RFX Models)

Port Stern Gate (RFC Models)

Radius Deck w/ Integrated Deck Trim and Vinyl Rub Rail
- Raised Logos

Reinforced Splash Fins

Stainless Steel Cleats and Rail Braces

Stainless Steel Rimmed Cupholder

Steel Framed Mid Back Reclining Helm Chair w/ Arms & Headrest

Stern Platform w/ SS Telescoping Ladder

Stern Stainless Steel Corners

Surlast 10' Color Matched Bimini Top w/ Quick Release

Surlast Color Matched Playpen Cover (Factory Installed)

Tachometer, Voltmeter, Fuel Gauge, Trim Gauge, 12 Volt Receptacle

Transducer Bracket on Port Tube

Vinyl Wrapped Furniture Bases

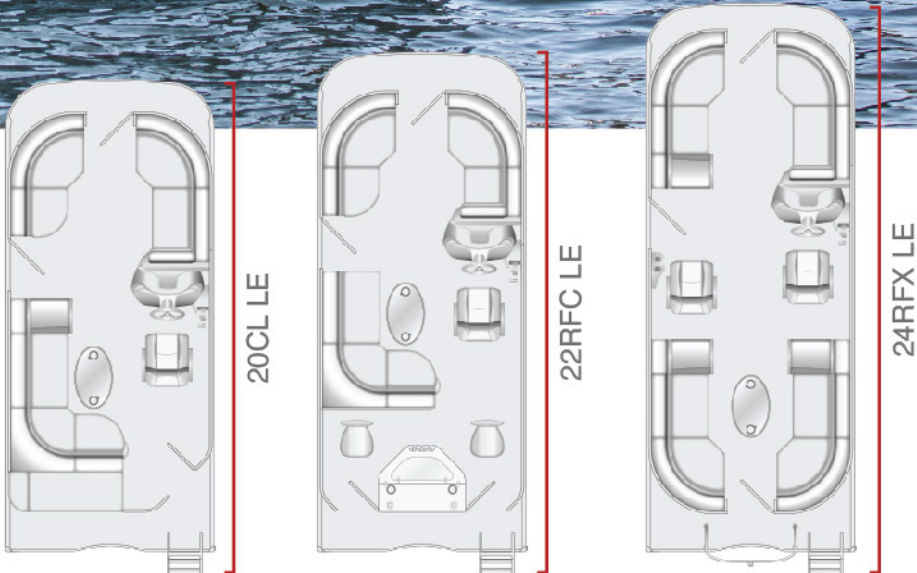
THE TIME IS NOW

Back by popular demand, the LE series is here for the year! Amazing features with even better pricing, this model is built with top-of-the-line materials and our best construction techniques. You cannot help but want to get out on the water with all of the superior features that come standard in this boat.

SEE ALL 10 LE SERIES OPTIONS ONLINE  
WE HAVE THE PERFECT LAYOUT FOR YOU



WWW.BERKSHIREPONTON.COM  
BUILD YOUR OWN CUSTOM BOAT OR GET A QUOTE



OPTIONAL TABLE



CLARION HEAD UNIT



BIMINI



RECESSED CUPHOLDERS



WIRELESS CHARGING DOCK



20

22

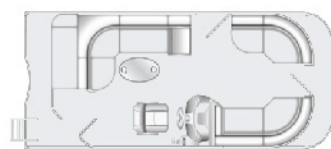
24

21 STS

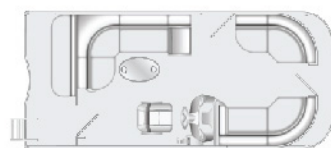
23 STS

25 STS

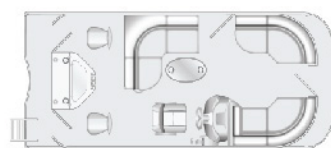
27 STS



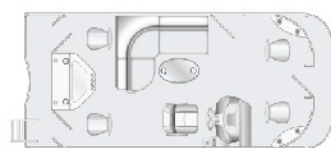
20 CL\*



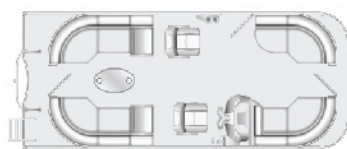
20 CL2\*



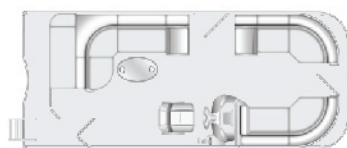
20 RFC CTS



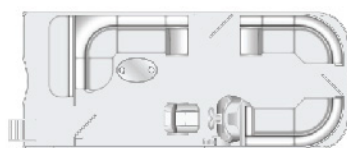
20 A CTS



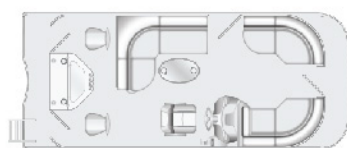
22 RFX\*



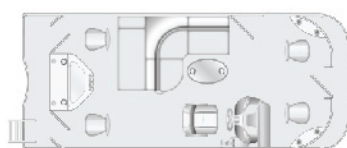
22 CL\*



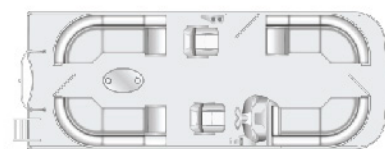
22 CL2\*



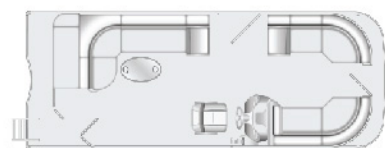
22 RFC\*



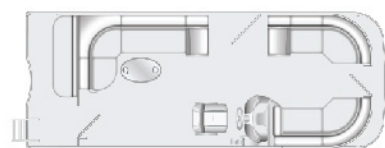
22 A CTS



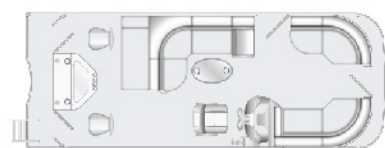
224 RFX\*



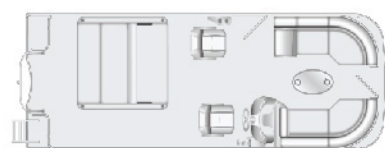
24 CL\*




24 CL2\*



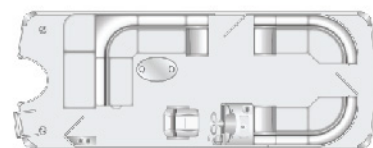
24 RFC\*




24 UL CTS



21 RFX STS



21 CL STS



23 RFX STS



23 CL STS



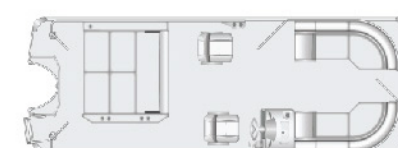
23 SBE STS



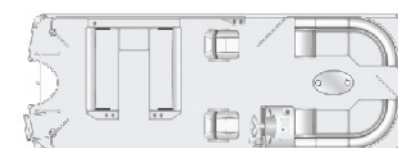
23 SB2 STS



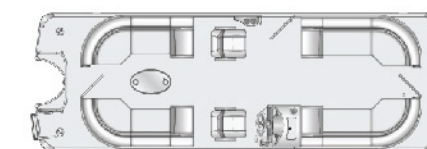
23 E STS



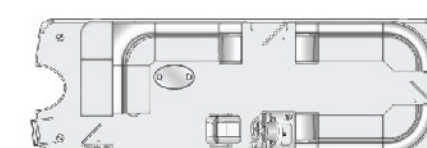
23 UL STS



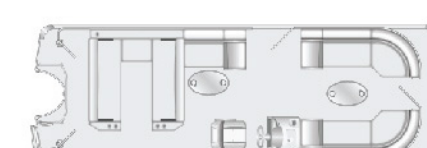
23 ULE STS



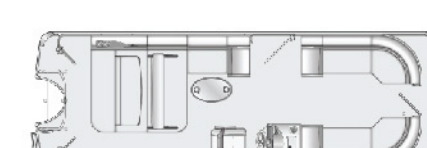
25 RFX STS



25 CL STS



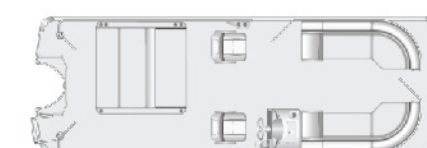
25 SBE STS



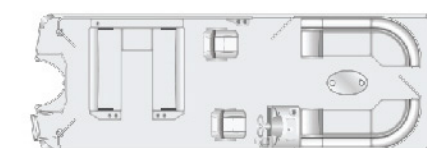
25 SB2 STS



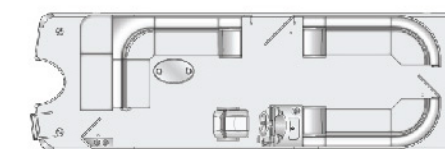
25 E STS



25 UL STS



25 ULE STS



27 CL STS

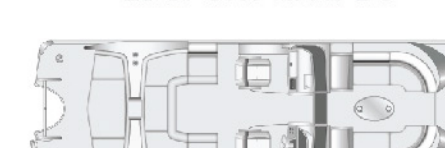
SPORT



25 SPORT SLX9 DC




25 SPORT RFX9 DC



25 SPORT CL9 DC

## OVERHEAD COMPARISON SHEET

\*AVAILABLE AS LE OR CTS SERIES


[WWW.BERKSHIREPONTOON.COM](http://WWW.BERKSHIREPONTOON.COM)

BUILD YOUR OWN CUSTOM BOAT OR GET A QUOTE



DO YOUR HOMEWORK BEFORE YOU BUY

FEATURES	BERKSHIRE	COMPETITOR	COMPETITOR	WHY WE DO IT
Nose Cone Length	✓ 52"			Rideability, Faster On Plane.
Pressurized Pontoons	✓			Rigidity, Durability, Schrader Valve For Easy Air-up.
Drain Plugs In Pontoons	✓			Easy Drain If Ever Needed For A Repair.
Multipoint Splash Fin Reinforcement	✓			Extra Durable In The Event Of Hitting A Post, Pier, Or Lift.
Chassis Crossmember Spacing	✓ 16" / 20" (LE)			Industry Leading Chassis. Less Floor Defection & Smoother Ride.
Full Framing Construction	✓			Screwed, Glued, Bolted - 100% Deck Attachment
Deck Material	✓ Composite			Z42 - 2x Stronger & 40% Lighter (Page 3 For Info)
In Floor Storage Availability	✓ 24"W 79"L			Great Storage For Bumpers, Fenders, Auger Poles, Skis, Etc.
Continuous Riser Construction	✓			Welded To Tubes For Rigid Structure.
Reinforced Continous Bow	✓			Constucted Of C-channel & Box Channel For A Stroner Chassis.
Rub Rail Intergraded Protective Insert	✓			No Glue To Fail.
Automotive Deutsch Wiring Harness	✓			Impervious To Water, No Corrosion.
Stainless Steel Hardware	✓			Corrosion Resistant, Aesthetic Appearance, Impact Resistant.
Rail Finishing	✓ Anodized			No Chipping, Peeling, Most Corrosion Resistant Aluminum Finish.
Rail Skin/Panel Tickness	✓ .040"			Stronger Than Traditional Skins/Panels, Non-currugated.
Furnature Base Construction	✓ Rotomold			Lightweight, Strong And No Rot.
Gps Selection	✓			Industry Leading Marine Electronics.
Stainless Steel Ladder	✓ Standard			Superior To Aluminum Ladder Oxidation Time/Duribility.
NMMA Certified Construction	✓			National Marine Manufacturers Association Certified.



### ENGINE PACKAGES

**60HP - 115HP**  
SMALL LAKES/CRUISING

**115HP - 150HP**  
LIGHT SKIING/WATERSPORTS, FAMILY CRUISING

**175HP - 300HP**  
HEAVY WATERSPORTS, WAKEBOARDING/CRUISING

**300HP - 450HP**  
LARGE, HEAVY BOATS, SPEED & PERFORMANCE

**600HP - 900HP**  
TWIN ENGINE PACKAGES, SPEED & PERFORMANCE

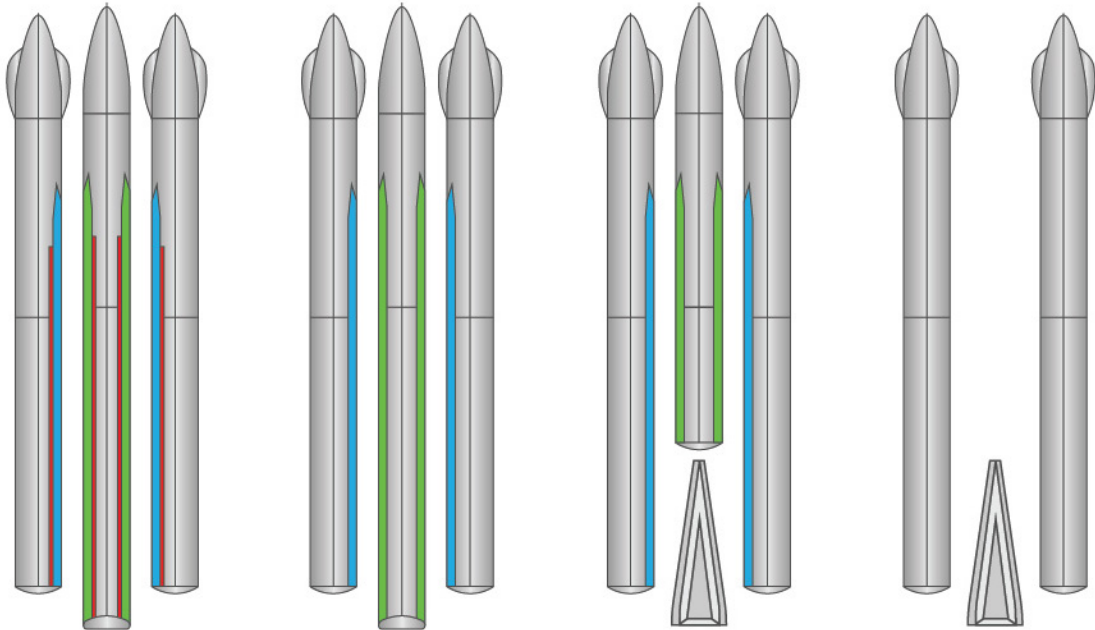
BUILD YOUR OWN  
CUSTOM BOAT



BERKSHIRE

PERFORMANCE PACKAGES

- 3.0+**  
For those who want it all; Allowing you premier performance and a smoother ride on rougher waters. Horse power ratings up to 900
- 3.0**  
For the experienced pontoon owner who has a desire to expand more
- 2.75**  
For those who want a tri-toon experience with a limited package
- 2.0**  
For those who simply want to get out on the water and enjoy a nice sunset cruise or early morning fishing session



Full Center Tube (25")	✓	✓		
Lifting Strakes On The Center Tube	✓	✓	✓	
Lifting Strakes On The Inside Of Outer Tube	✓	✓	✓	
Aluminum Underdeck Performance Skin	✓	✓	✓	
Seastar® Hydraulic Steering	✓			
Power Assist Steering Pump	✓			
Sport Ski Tow	✓			
"Pad" Running Surface	✓			
Fuel Tank Capacity (Gallons)	47	37	27	27

All information contained in this brochure is believed to be accurate at the time of printing. However, during the model year, it may be necessary to make revisions. Forest River, Inc. reserves the right to make changes without notice, including prices, colors, materials, equipment, and specifications as well as the addition of new models and the discontinuance of models shown in this brochure. Please consult your authorized Forest River Marine dealer and confirm the existence of any material, design or specifications that are critical to your purchase decision. Photography and illustrations may show optional equipment available at additional cost. Standard features, capacities and other specifications are subject to change.



# BERKSHIRE CAPACITY INFORMATION

2023 Model Year	Tube Diameter	Deck Width	Deck Length	Tube Length	Length Over All	Dry Weight (APPROX.)	Capacity	Capacity (LBS.)	Persons, Motors & Gear	Max H.P.
<b>SPORT SERIES</b>										
25x925S-3.0+	25"	8' 6"	27' 7"	26' 3"	28'	3130	15	2170	3190	450
25x925S-Twin-3.0+	25"	8' 6"	29' 1"	28'	29' 6"	3950	9	1325	3365	900
<b>STS SERIES</b>										
25x21-2.0	25"	8' 6"	22' 3"	20' 11"	22' 3"	2010	10	1340	2005	150
25x21-2.75	25"	8' 6"	22' 3"	20' 11"	22' 8"	2160	10	1435	2200	200
25x21-3.0	25"	8' 6"	22' 3"	20' 11"	22' 8"	2260	11	1615	2430	250
25x21-3.0+	25"	8' 6"	22' 3"	20' 11"	22' 8"	2360	12	1675	2490	300
25x23-2.0	25"	8' 6"	24'	22' 8"	24'	2080	12	1725	2390	150
25x23-2.75	25"	8' 6"	24'	22' 8"	24' 5"	2400	12	1735	2500	200
25x23-3.0	25"	8' 6"	24'	22' 8"	24' 5"	2450	13	1870	2685	250
25x23-3.0+	25"	8' 6"	24'	22' 8"	24' 5"	2550	12	1720	2740	450
25x25-2.0	25"	8' 6"	25' 5"	24' 1"	25' 5"	2410	13	1830	2495	150
25x25-2.75	25"	8' 6"	25' 5"	24' 1"	25' 10"	2540	14	1970	2735	200
25x25-3.0	25"	8' 6"	25' 5"	24' 1"	25' 10"	2690	14	2025	2840	250
25x25-3.0+	25"	8' 6"	25' 5"	24' 1"	25' 10"	2810	13	1900	2920	450
<b>CTS SERIES</b>										
25x20-2.0	25"	8' 6"	19' 3"	19' 6"	20' 10"	1490	11	1485	2110	90
25x20-2.75	25"	8' 6"	19' 3"	19' 6"	21' 3"	1690	11	1545	2170	115
25x20-3.0	25"	8' 6"	19' 3"	19' 6"	21' 3"	1740	12	1700	2325	115
25x22-2.0	25"	8' 6"	20' 5"	20' 8"	22'	1955	10	1450	2115	150
25x22-2.75	25"	8' 6"	20' 5"	20' 8"	22' 5"	2055	11	1510	2275	200
25x22-3.0	25"	8' 6"	20' 5"	20' 8"	22' 5"	2105	12	1665	2430	200
25x24-2.0	25"	8' 6"	22' 5"	22' 8"	24'	2065	12	1730	2395	150
25x24-2.75	25"	8' 6"	22' 5"	22' 8"	24' 5"	2165	13	1830	2595	200
25x24-3.0	25"	8' 6"	22' 5"	22' 8"	24' 5"	2215	14	1935	2750	250
<b>LE SERIES</b>										
25x20-2.0 - LE	25"	8' 6"	19' 3"	19' 6"	20' 10"	1450	11	1590	2125	90
25x20-2.75 - LE	25"	8' 6"	19' 3"	19' 6"	21' 3"	1680	11	1545	2170	115
25x22-2.0 - LE	25"	8' 6"	20' 5"	20' 8"	22'	1915	10	1465	2130	150
25x22-2.75 - LE	25"	8' 6"	20' 5"	20' 8"	22' 5"	2045	11	1610	2275	150
25x24-2.0 - LE	25"	8' 6"	22' 5"	22' 8"	24'	2025	12	1745	2410	150
25x24-2.75 - LE	25"	8' 6"	22' 5"	22' 8"	24' 5"	2155	13	1930	2595	150



CUSTOMER SATISFACTION INDEX  
**AWARD WINNER**

2020, 2021, 2022

